

How to Access Conant Library's Digital Collections from an iPad

OverDrive E Books



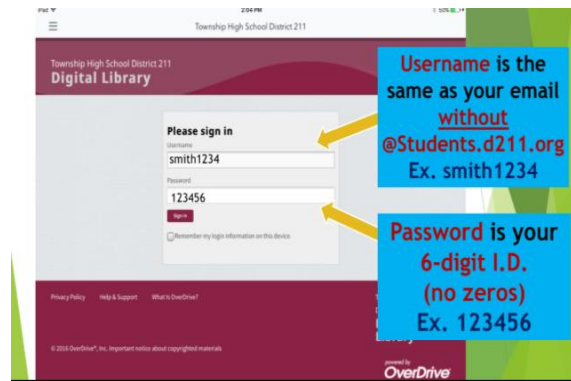
1. Go to the Self-Service App and download the **OverDrive app**:
2. Open the app and select the option to set up an account. Use your school issued email address and set your password to be three zeroes followed by your ID number.



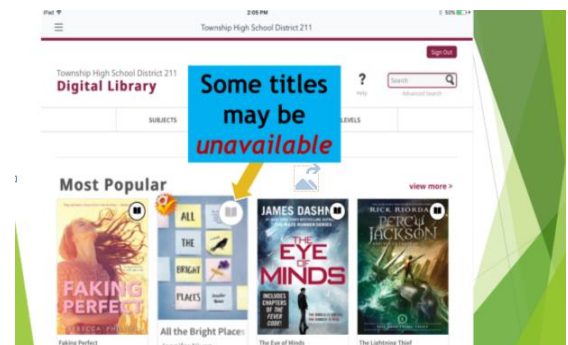
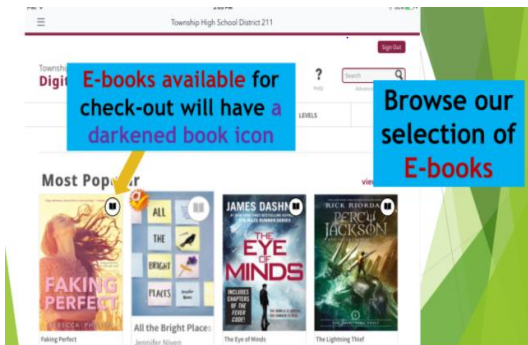
3. On the next screen, in the top left corner, tap the three bars and select **“Add a Library.”** Search for **“Township High School District 211.”** Select this library.



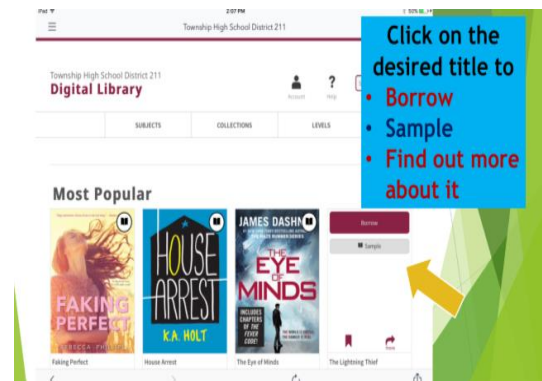
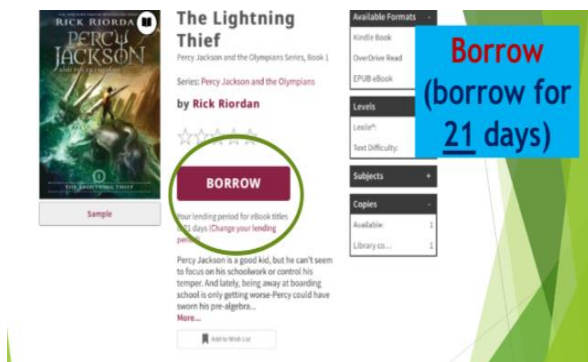
4. Tap on the Township High School District 211 Library. You will get a burgundy and gray log-in screen: Your username is your last name and 4-digit code while your password is your ID number (no zeroes). Select the option to have this device remember you.



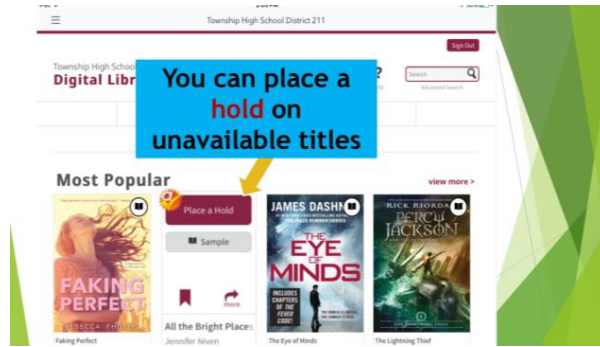
5. You can browse our collection! Books with a darkened book icon in the upper right corner of the book cover are available for check-out while books that are greyed out are currently unavailable.



6. Once you find a book you'd like to check out, select "Borrow." If you would like to download the book so you may read it away from a wifi connection, select "Download." **Select Adobe EPUB ebook.** To read this, you must have an Adobe Digital Editions account which you can set up for free. **ONLY** select Kindle Book if you have an Amazon Kindle account that you can log in to.



7. If your book is unavailable, you can place a **Hold** on it. Overdrive will send an email to your school address to let you know when the book is available.



8. If you are done with the book before the end of the 3 week check-out period, log-in to Overdrive, and go to your Account. Select **“Return Item.”** The default check-out time is 3 weeks. If you don’t return it before then, the book will automatically return when your check-out time is up. If you have problems or concerns, please see one of the library staff.

Accessing Flipster Digital Magazines:

1. You have two ways to access Flipster digital magazines: via your browser through the Media Center’s database page or via the Flipster app on your iPad.
2. To get to Flipster Digital Magazines via the browser, go to the Database page that is available through our Media Center page:

<http://chs.d211.org/academics/media-center/>.

3. Then select “Databases.”

Home > Academics > Media Center

MEDIA CENTER




[Catalog](#)
[Databases](#)
[Media Center Sign-Up](#)
[Hours & Policies](#)
[Digital Library Access](#)
[Reference Websites](#)
[Links to Libraries](#)
[How to Cite](#)
[Staff](#)



- When you select the Databases Link, your user credentials are the same you use to access a school computer. Then scroll down to the **EBSCO** icon, and select it:



On the next page, click on Flipster: 

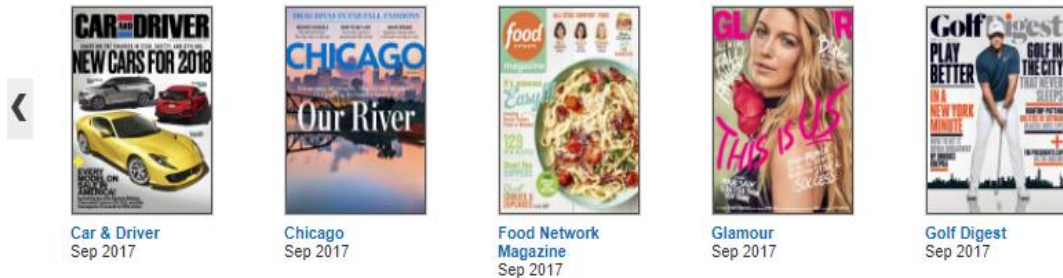
Available magazines will populate your screen. Select one to open in your browser to read. Both current issues and past issues are accessible.

- If you want to use your **iPad** to read magazines, you will need to get the username/password from the Database page (see above for the path to the Database page). You will find this information on the main Database page in the EBSCO description (**username and password are red**).
- On your iPad, from the Self-Service App, download the Flipster App:



- Then select James B. Conant High School.
- Once you've entered the username and password on the app which you found on the Database page, you can select which magazine to read. Tap the cover to open the magazine.

Latest Issues



- Depending upon the publisher's licensing agreement, you have between two days and one week to read the issue. If you finish reading before the expiration date, tap the cover to move it to the trash. You have access to previous issues or can download a current issue again. Enjoy!

Follett E-books – please check with Dr. Taylor for access to these books.